

May 11 - 15th, 2020

Reading

~Monday and Thursday~
35 Minutes a day!

Video:  [Diagrams and Bold Words](#)

 **IMPORTANT** [Please watch this video for directions on recording your child!](#)

Goal: Characteristics of a NonFiction book.

Raz Kids Independent Reading with leveled readers.	Explore a NonFiction Book and look for bold words.	Raz Kids Independent Reading with leveled readers.	Explore a NonFiction Book and look at diagrams.
---	--	---	--

Popcorn Words

~Monday and Thursday~
Pick two or more activities to try this week!

Video 1: [Red Hot Popcorn Words Review](#)



Video 2: [Letter and Sounds Review](#)

Video 3: [Vowel Intensive Review](#)

Video 4:  [Rhyming](#)

The words of the week: **does** and challenge word **put**.

Choose one or two words from the list that you do not know. Review all sight words. Below are ideas for practice!

Make a flashcard!	Look for it in books. (Write each letter on a piece of paper-mix them up and then build sight words.)	Write it 10 times. (choose) Write it fancy, write it neat, bubble write it, write your words with red vowels and blue consonants	Shaving Cream Place a dollop of shaving cream on a baking sheet and spread it thin. Call out a sight word and have your child use his/her finger to spell the word. 	Be creative! Build it with playdough or uncooked pasta. Use pennies, buttons or Legos! 
-------------------	---	--	---	---

Social Studies

~Monday and Thursday~

Can you name these flags?



Have a parent help you read about [FLAGS](#) in Time for Kids.

Can you create a flag using shapes, different colors and drawings? Think about how it is a symbol? What colors do you want to represent you? What picture? Why? Take a picture and share with your teacher!

For fun: The next time you are out and about, look for flags. Where did you see the USA flag? How many did you see? Did you see other flags (ex: I see the Canadian flag at the hockey rink.)

Math

~Tuesday and Friday~

45 Minutes a day!

Goal: For any number from 0-10, find the number that makes 10.

Goal: Demonstrate fluency with addition and subtraction within 5.

Video:  [Mystery Partner Game](#)

Iready: Practice: Add and Subtract Within Five

Iready: Fluently Add and Subtract Within 5

Problem solving:
Use a piece of paper and pencil to solve these or use objects to solve.

While driving around my neighborhood I saw 3 flags. When I went to the store I saw 4 flags. How many flags did I see altogether?

There were 15 flags hanging in the hallway. 7 of them were taken down. How many flags are still in the hallway?

Kindergarten students made 8 flags and put them on display. Some represented Canada and some represented Mexico. How many were for Canada and how many were for Mexico? (give at least 3 different answers)

Science/Reading

~Tuesday and Friday~

45 Minutes a Day

Goal: To identify the main topic and retell key details from text.

To compare different types of insects by characteristics of growth, movement, changes, and basic needs.

To access Lightbox Books you may want to log in to Destiny. Directions at bottom of page. It is worth the time--these books are **AWESOME!**

Beetles

Time for Kids

Discuss:

What do beetles eat?

How many wings do beetles have?

Where can you find a beetle?

What is something special a beetle can do?

How does a beetle get around?

Literature Connection:

[Beetle Bop](#)

By Denise Fleming



Ants

Light Box

Discuss:

How many body parts does an ant have?

What does an ant have on its body? (6 legs, antenna, 3 body parts, jaw)

How do they get around?

What do they use their jaws for?

What is a large group of ants called?

What is special about an ant's strength?

How does an ant get around?

Literature Connection:

[Hey Little Ant](#)

By Phillip and Hannah Hoose

Discuss: What do you think the kid should do? Why?



Spiders

Lightbox

Discuss:

Describe an ant's body? (8 legs, fangs, compound eyes, shells)

How do they catch their food?

How do spiders get around?

Is a Spider an insect? Why or why not?

Literature Connection:

[The Very Busy Spider](#)

By Eric Carle



Writing

Include in with Science time!

Goal:  **Star Writers**

This week we are focusing on recalling information from text.

Goal: Adding details to your writing.

An opinion is how you feel.
Give a reason why you feel that way.

I like _____ because _____.

Opinion Writing



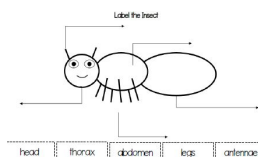
bees

or



ladybugs

Which insect do you like better? Why?



Draw and label an ant.

Then complete the sentences with facts from the book:

Ants have _____.

Ants are _____.

Ant can _____.

All about Insects Book

Write a fact about a beetle/ladybug/ ant.

Be a Star Writer and a capital, spaces between your words, and a period.

Add pictures to teach about the insect's body.




Star Writers



1. Use finger spaces.



2. Use punctuation.



3. Use an uppercase letter at the beginning of a sentence.

The cat is BIG big.

4. Use the word wall to spell words.



5. Re-read



Copyright 2013 Nina Fenton

Weekly Challenge

Ant Observation

This activity encourages observation.

Materials: cookie or something sweet to crumble, paper, pencils

Go outside. Crumble a cookie onto a patio or picnic table. Do ants come to it? What do they do? Draw a picture of an ant carrying a cookie crumb. Then write a sentence or a story about what the ant did!

Directions to Log in to Destiny--Lightbox Books:

To access Destiny:

Go to destiny.ucps.k12.nc.us, Choose Stallings, then log in with their student Id #, and password is student.

1. Go to Destinydiscover.com
2. In the Location box, it says "Any Location". Do not change.
3. In the school box, enter "Follett eLearning, McHenry, IL" and click "Go!"
4. To login, click on the "Log In" button on the top right of the screen.
5. Enter the following Username and password

Username: guest

Password: follett