


Social Studies

~Monday and Thursday~

Read Aloud:  [Pete the Cat and the Treasure Map](#)

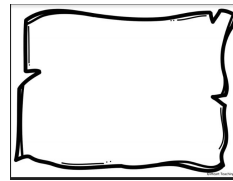
Goal: Create and label a map.











Click on the book above to listen to the read aloud above to learn about maps.

Use this map or create a pirate treasure map of your own. Make sure to label your map or create your own key..

[Make your own map](#)




Key	
Treasure Chest	
Sand	
Pirate Ship	
Mountains	
Lake	
Island	



Math

~Tuesday and Friday~
45 Minutes a day!

Video:  [Quick Flash](#) practice seeing how many with the ten frame.

Video:  [Number sentences](#)

Video:  [Jack Hartmann Teen Numbers Workout](#)

Goal: We will make combinations of ten.

We will compare two numbers and identify which number is greater.

Iready: Count up to 20 objects


Iready: Practice count up to 20 objects

[Combinations of ten and greater than games](#)

Click the link above to learn how to play two different math games you can play with some number cards. The first game is called number

Click on the link to answer a [flipgrid challenge](#) about Teen Numbers!

battle. It is a two player game. The two players battle to see who can win the most cards with numbers that are greater than their partners. The second game is called target number. This game can be played alone or with a partner. Players draw a card and then solve how many more they need to make the target number.



Science

~Tuesday and Friday~

45 Minutes a Day

Video:  [Super Sea Turtles](#)

Read aloud Video:  [Myrtle the Turtle](#)

Nonfiction read aloud Video :  [Sea Turtle](#)

Goal: Observe and discover how sea turtles change and grow over time.


Create a sea turtle of your own. Check out the examples below for ideas to make your turtle. When you are finished take a picture and send it to your teacher!



**15 TOTALLY CUTE
TURTLE CRAFTS**
aspectacledowl.com



Choose another ocean animal to create!
Make sure you show your hard work to your teacher!



Writing

Include with Science time!

Read Aloud Video 1:  [Ocean Animals](#)

Read Aloud Video 2:  [Commotion in the Ocean by Giles Andreae](#)

Goal: To write about ocean animals.

Favorite Ocean Animal Writing Prompt

Choose your favorite ocean animal and tell why you like it. Watch the books above to learn about some of the ocean's animals.

Name: _____

stingray fish seahorse whale sea turtle shark

sea otter jellyfish crab octopus dolphin sea lion

lobster

My favorite ocean animal is the _____ because...

My Ocean Animal

Now that you have told us your favorite ocean animal, let's find out a little information about it. Send your teacher a picture of the facts you learned about your animal.

My Ocean Animal

By: _____

My animal is a: _____ 3 adjectives to describe my animal

1 _____

2 _____

3 _____

This is what it looks like!

My animal likes to eat: _____

Here is a fun fact!

Weekly Challenge



Salt Water
Density Experiment



Jellyfish
Discovery Bottle

